Slide 1

The Supreme Court of Ohio
Module 5: The Modes of Interpretation
Lesson 3: Self Evaluation Techniques
The Supreme Court of Ohio | Language Services Program

Slide 2

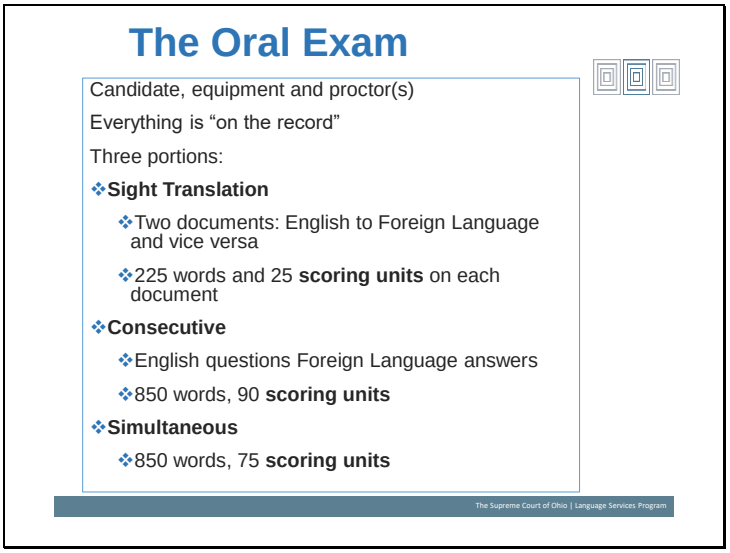
The Oral Exam
Candidate, equipment and proctor(s)
Everything is “on the record”
Three portions:
Sight Translation
Two documents: English to Foreign Language and vice versa
225 words and 25 scoring units on each document
Consecutive
English questions Foreign Language answers
850 words, 90 scoring units
Simultaneous
850 words, 75 scoring units
The Supreme Court of Ohio | Language Services Program

Slide 3

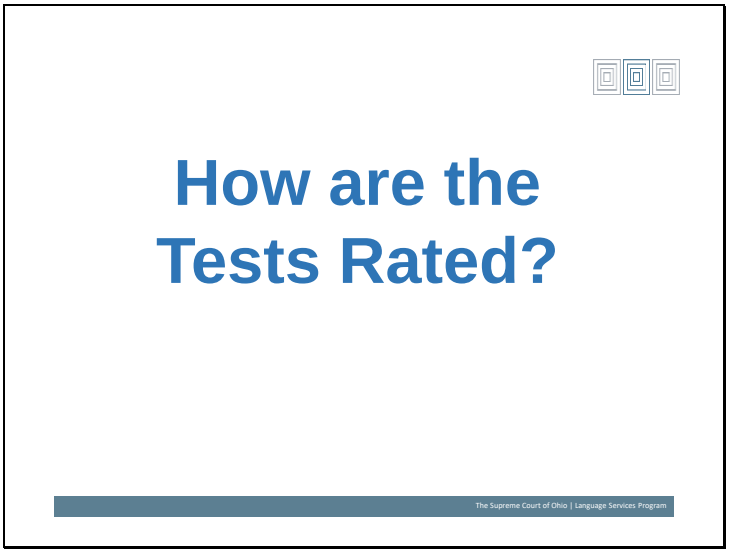
How are the
Tests Rated?
The Supreme Court of Ohio | Language Services Program

Slide 4

SCORING UNITS: What Are They?

- Underlined words or phrases in the text
- Pre-selected items representing special linguistic characteristics.
- The language characteristics interpreters must know and render accurately and completely

From the Faculty Guide: Managing Language Problems: A Court Interpreting Education Program for Judges, Lawyers, and Court Managers

Slide 5

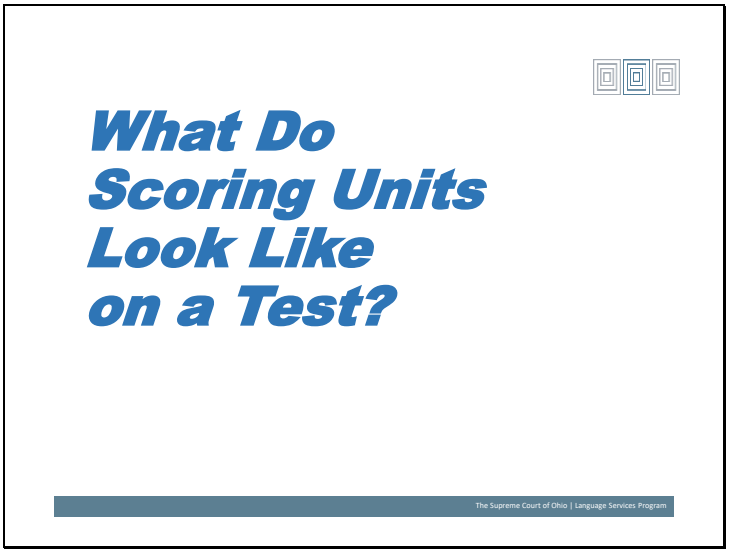
What Do Scoring Units Look Like on a Test?
The Supreme Court of Ohio | Language Services Program

Slide 6

Good morning. My name is Janet Smith and I am an assistant **state's attorney** in our county. Ladies and gentlemen of the **jury**, we believe that the evidence will show that during the **morning hours** on **July 2nd, 2004**, a woman by the name of **June Jones** was brutally beaten and assaulted in the **living room** of her home here in the city of Madison. She **was held down** on her living room floor for two hours, and her assailant took her **purse** when he finally ran away.

http://www.ncsc.org/Services-and-Experts/Areas-of-expertise/Language-access/Written-and-Oral-Exam-Resources.aspx

Slide 7

On July 7, 2011, the defendant in this case was observed walking quickly away from a grocery store shortly before it began to rain. He appeared to be intoxicated.

Slide 8

On **July 7, 2011**[G], the **defendant**[D] in thiscase **was observed**[A] walking **quickly**[H] away from a **grocery store**[C] **shortly before**[I] it began to rain. He appeared to be **intoxicated**[B].

A: Grammar / verbs
B: False cognates
C: General Vocabulary
D: Legal terminology
E: Idioms
F: Register
G: Numbers / names
H: Modifiers / emphasis
I: Position
J: Slang

Slide 9

"Imitation is the sincerest form of flattery".

Charles Caleb Colton

Slide 10

Self Evaluation

- Find or develop materials to practice
- Record yourself interpreting
- Follow the three-step technique

Slide 11

The Three-step Technique

Step One:

- Listen to your recorded performance.

  put yourself in the shoes of the listeners

Step Two:

- Listen to the performance again, using the script with SUs.
  - Mark your script

Slide 12

Marking your Script

- Concentrate on the scoring units
- If you interpreted a SU, write down exactly what you said.
- If you did not interpret the SU, put parenthesis around it
- Begin your evaluation by crossing out any SU in parenthesis

Slide 13

Marking your Script

- Using dictionaries and other resources, decide if the SUs you interpreted are correct or not
- Very important: Trust but Verify!.
- Cross out any SU you discovered to be incorrect
- Count how many mistakes you made and subtract that number from the total number of SUs in the Script

Slide 14

Marking your Script

- Finally divide the number you obtained by the total number of SUs in the Script.
- The result is your average score for the exercise.
- **Example:** Assume that you had a Sight translation exercise with 25 Scoring Units; you omitted one and incorrectly translated 6 more. Total incorrect: 7. If you subtract 7 from 25 the number is 18 and if you divide 18 by 25 the result is .72 or 72% accuracy

Slide 15

Good morning. My name is Janet Smith and I am an assistant **state's attorney** in our county.

Ladies and gentlemen of the **jury**, we believe that the evidence will show that during the **morning hours** on **July 2nd, 2004**, a woman by the name of **June Jones** was brutally beaten and assaulted in the **living room** of her home here in the city of Madison. She **was held down** on her living room floor for two hours, and her assailant8B took her **purse** when he finally ran away.

TOTAL SCORING UNITS 8
SKIPPED 1
MISTAKES 1
TOTAL WRONG 2
8-2=6 6/8= .75 OR 75%

Slide 16

The Three-step Technique

Step Three:

Identify areas needing improvement, develop your glossaries and adjust your objectives.

Slide 17

It Is All In The Planning

Develop your training materials based on your evaluation of your performance every time.

Rememeber:

“If you fail to plan, you are planning to fail”